


The BRS App

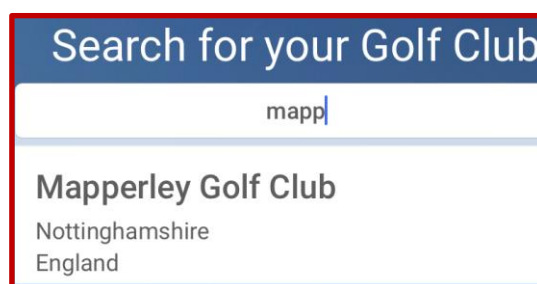
Once your BRS account has been activated you can also access it on your smart phone or tablet by downloading the **BRS App** as [shown in this video](#):



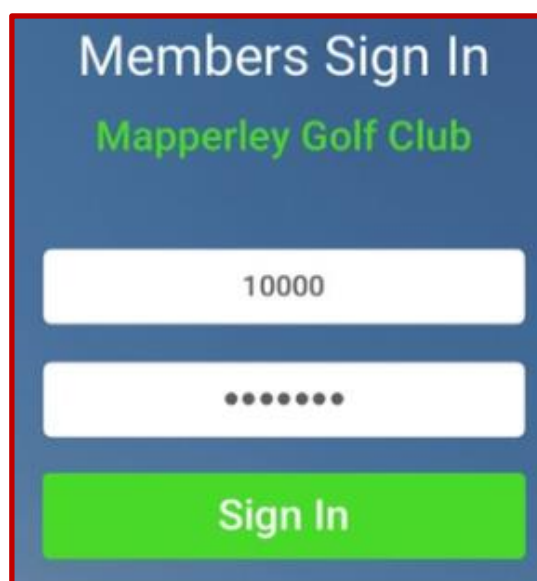
The first time that you open the App you will be asked to specify your golf club.

The app's initial screen, titled 'Search for your Golf Club'. It features a search bar with the placeholder text 'Search Club Name'. Below the search bar, it says 'Welcome to the BRS Golf Members App.' and 'The first step is to find your golf club.'

After typing in the first few letters, it will find Mapperley Golf Club which you can tap to go to the log-in page

The search results screen, still titled 'Search for your Golf Club'. The search bar now contains 'mapp'. Below it, the results show 'Mapperley Golf Club' with the location 'Nottinghamshire England' listed underneath.

Enter your bar card number and password before tapping **Sign In**

The 'Members Sign In' screen for Mapperley Golf Club. It has a blue background. At the top, it says 'Members Sign In' in white and 'Mapperley Golf Club' in green. Below this are two white input fields: the first contains the bar card number '10000' and the second contains a masked password '.....'. At the bottom is a large green button with the text 'Sign In' in white.